



# FinishAdapt

FIBRE OPTIC FUSION SPLICE PROTECTOR SLEEVES


## 3A 'Flexible' Pinless Series

### TECHNICAL DATA SHEET

FinishAdapt 'Flexible' 3A Pinless Series are high quality Fibre Optic Fusion Splice Protector Sleeves. Designed to restore the mechanical strength, environmental protection and optical performance of single optical fiber after fusion splicing

#### KEY FEATURES

- High quality and reliability with Industry Standard BELLCORE (Telcordia) single fiber range GR-1380 CORE CERTIFICATION
- Specialist Manufacturer with 24 years proven reliability
- Pre-Shrunk heat bonded design along entire length
- Single fiber entry hole for faster insertion accuracy
- 'Flexible' pinless design
- UL Approved high quality materials
- Compatible with most fibers, splice trays and ovens
- Over 2.5 Million 3A series held in stock



For applications where space is limited, fibre flexibility and bending is a requirement and non-metallic component applications

#### CERTIFICATIONS / REGULATORY STANDARDS

Telcordia / Bellcore  
GR-1380-CORE  
Single fiber range

**CERTIFIED**  
Bellcore Test Conformance Report TCR-8  
(Replaces Telcordia TA-NWT-001380)

UL224 Approved

YDPU2.E467437

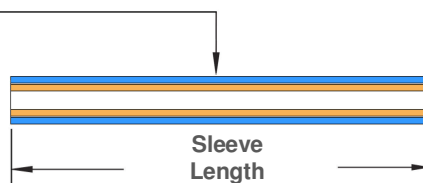
RoHS Compliant  
REACH Compliant  
CENELEC Compliant  
Conflict-Free Minerals

2011/65/EU  
EC 1907/2006  
European Standard EN50411-3-3  
Dodd Frank Act Section 1502 Compliant



#### PRODUCT DIMENSIONS

Sleeve Diameter After Shrinkage	<b>2.1 mm</b> <b>(0.082 inch)</b>
Supplied Internal Diameter	<b>1.4 mm</b> <b>(0.055 inch)</b>
Fiber size	<b>250-900 μm</b>



■ Heat Shrink Outer Tube  
■ Adhesive Inner Tube

Part Number	Sleeve Length		Inner Length		Pin Diameter		Pin Length	
	mm	inches	mm	inches	mm	inches	mm	inches
PS-3A-X18NP	18.0	0.708	18.0	0.708	No Pin	No Pin	No Pin	No Pin
PS-3A-X20NP	20.0	0.787	20.0	0.787	No Pin	No Pin	No Pin	No Pin
PS-3A-X25NP	25.0	0.984	25.0	0.984	No Pin	No Pin	No Pin	No Pin
PS-3A-X40NP	40.0	1.575	40.0	1.575	No Pin	No Pin	No Pin	No Pin
PS-3A-X45NP	45.0	1.772	45.0	1.772	No Pin	No Pin	No Pin	No Pin
PS-3A-XNP	60.0	2.362	60.0	2.362	No Pin	No Pin	No Pin	No Pin

All information is believed to be correct at time of publication and we reserve the right to make changes without prior notice. All dimensions nominal.

The 'Supplied Internal Diameter' refers to the internal diameter of the EVA inner tube through which the fiber is installed.


The 'Sleeve Diameter after Shrinkage' refers to the final outside diameter of the heat shrinkable outer of the sleeve after full shrinkage.

The internal EVA and external heat shrink tubing are the same length with flush ends. The pin is centred within the splice.



#### MATERIAL SPECIFICATION

Application Type:	Single Fiber 250µm
Compatibility:	Most splice trays, ovens and coated fibers
Outer Material:	Cross-linked Polyolefin Heat Shrinkable Tubing +135 °C MIL Spec. UL224 Approved YDPU2.E467437 & SAE-AMS-DTL-23053/5 Class 2
Inner Material:	Hot-melt adhesive Ethylene Vinyl Acetate (EVA) Copolymer
Reinforcing Pin:	None. Pinless flexible design.
Colours:	Clear for easy visual inspection
Splice Operating Temperature:	-40 °C to +70 °C (Heat shrink outer rated at -55 °C to +135 °C)*
Storage Temperature:	-40 °C to +70 °C
Package Quantity:	Bags of 50. Labelled over bag of 1,000



\* The outer Cross-linked Polyolefin heat shrink material meets SAE-AMS-DTL-23053/5 Class 2 and has a continuous operating temperature range of -55 °C to +135 °C. However, the splice protector is designed so that the inner adhesive melts and flows first around the fiber joint at c. 65-70 °C followed by the shrinkage of the outer material. The splice protector is therefore specified with a max operating temperature of +70 °C and should not be used above this temperature otherwise it may affect the adhesive liner and damage the long-term integrity of the splice.

#### RECOMMENDED INSTALLATION

The product is designed so that the meltable inner melts and flows around the fibre joint followed by the outer material shrinking around the assembly. A splice oven setting of 220-235 °C for a time of 15-30 seconds is recommended to ensure the correct adhesive material flow and outer shrinkage. An additional 30 seconds cooling time should be allowed to ensure the meltable adhesive is set before handling and inserting into the splice tray.

Caution: Selecting a higher temperature or shorter cycle time may result in insufficient adhesive flow around the fiber required to form a reliable splice. Oven settings are based on using the popular Fujikura 62S and 12S fusion splicers. Heater temperature and cycle times will need to be adjusted dependent on the shrink oven used, the splice type and length, ambient temperature and the environmental conditions.

#### COMPANY BACKGROUND & EXPERIENCE

- FinishAdapt are specialists in the design, manufacture and worldwide distribution of Fusion Splice Protector Sleeves. Recognised as the industry leader with 24 years of proven quality and long-term reliability required for this specialist application. Largest range of splice sleeves available, including 1A, 2A, 3A, 3A US, 5A, 6A, dielectric, pin less, ribbon and custom manufactured.
- We worked with Bellcore (Telcordia) and British Telecom in defining the generic requirements for fusion splice protector technology. We are also joint authors of the CENELEC European Standard for splice protector product design.
- **FinishAdapt became the first and currently only company to hold Bellcore (Telcordia) GR-1380-CORE Certification.** (Caution: most other manufacturers are not certified and can only claim compliance to this industry standard)

#### PRODUCT DESIGN & ADVANTAGES

- Our 'flexible' pinless splice sleeves are manufactured with a Pre-Shrunk heat-bonded assembly along the complete sleeve, providing a single fibre aperture. The benefit of this design eliminates fiber misalignment whilst maintaining longitudinal component alignment. The easier fibre insertion and Pre-Shrunk design results in faster installation times.
- Manufactured from high quality UL Approved Irradiation Cross-linked Polyolefin heat shrinkable outer and a unique hot-melt adhesive copolymer inner.
- The product is designed so that the adhesive melts and flows around the fibre joint first to provide vibration damping and environmental sealing from dust and moisture. The heat shrinkable outer then drives out any air and provides fiber retention and strain relief.
- Used for specialist applications requiring non-metallic components, fibre flexibility or in confined spaces in photonics, optical communications, laser and sensor applications, military, aerospace and medical industries. Fibre optic connectivity and management, and communications infrastructure applications.

#### CUSTOM & STOCK PRODUCT

A comprehensive range of Single and Mass Ribbon sleeves are available from stock. Full details are on our website. We also design and manufacture splice protection sleeves to customers specifications and own brand label for major manufacturer's and global distributors. Please contact us now for further information and a quotation.