

940nm 60mW VCSEL Diode

VD-0940-060M-1A-01

Features

- Single wavelength
- Low wavelength drift
- Oxide isolation technology
- Low threshold current
- High reliability
- Easy to collimate

Applications

- 3D sensors
- Lidars
- IR illuminations
- Medical applications
- Proximity sensors

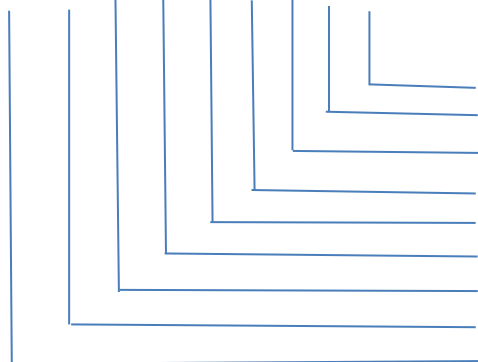
PRODUCT IDENTIFY

Part Number	Description
VD-0940P-060M-1A-01	940nm 60mW VCSEL Diode

CODE RULES:

VD-0940 P- 060M -1 A -0 1

① ② ③ ④ ⑤ ⑥ ⑦ ⑧ ⑨



Spec sheet version, 1
 Accessories, 0= standard
 Package type, A=2016
 Substrate, AIN =1
 Power units, M =milliwatts, W=watts, K=kilowatts
 Power value, 60
 Power VCSEL, P= power
 Wavelength, 940nm
 Product classification, **VCSEL Diode**

I. Absolute maximum ratings

Parameter	Symbol	Rating	Unit
Case Operating Temp	Top	-40 to 85	°C
Storage Temp	Tsto	-40 to 105	°C
Reflow Soldering Temperature	Tsdr	320°C(10s)	°C
Reverse Voltage	Vr	5	V
Maximum Continuous Current	Imax	100	mA
ESD exposure (Human body) model	ESD	1K	V

Note:

1. Stresses greater than those listed under “Absolute Maximum Ratings” may cause permanent damage to the device. This is a stress rating only and functional operation of the device at these

or other conditions above those indicated in the operations section for extended periods of time may affect reliability.

- In its maximum rating diode laser operation could damage its performance or cause potential safety hazard such as equipment failure.
- Electrostatic discharge is the main reason for the laser fault of the diode. Take effective precautions against ESD. When dealing with laser diodes, use the wrist strap, grounding work surface and strict antistatic technology.

II. Optical-electrical characteristics @25°C

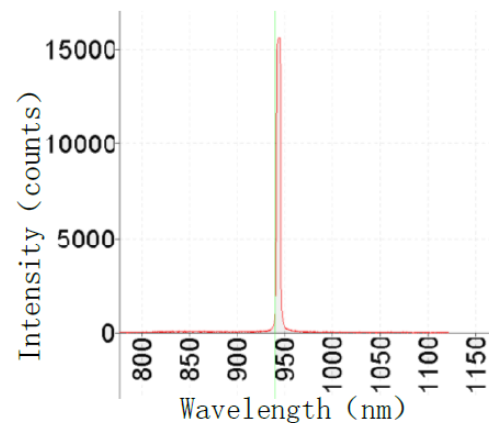
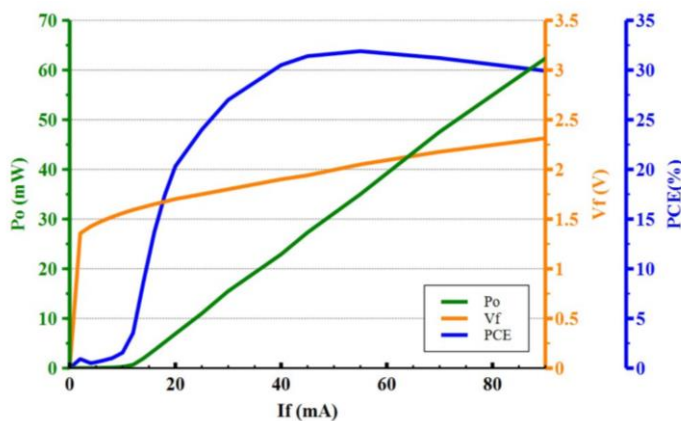
Parameters	Conditions	Symbol	Unit	Min.	Typ.	Max.
Optical Power	$I_F=88\text{ mA}$	P_o	mW	-	60	-
Threshold Current	-	I_{TH}	mA	-	10	-
Forward Current	-	-	mA	-	88	-
Power Conversion Efficiency		η	%	-	30	32
Slope Efficiency	-	-	mW/mA	-	0.77	-
Die Size	-	-	um	-	172x111	-
Peak Wavelength	$P_o=60\text{mW}$	-	nm	930	940	950
Laser Forward Voltage	$I_F=88\text{ mA}$	V_F	V	-	2.205	-
Series Resistance	$I_F=88\text{ mA}$	R	Ω		7.45	-
Beam Angle	$I_F=88\text{ mA}$	-	Degrees	-	20	-
Wavelength Temp. Drift	$I_F=88\text{ mA}$	-	nm/°C	-	0.07	-
Soldering Temperature	-	-	°C	-	-	320(10s)
Substrate	AlN					

Note: Electro-Optical Characteristic with a package or diffuser would require further evaluation. Values are based on limited sample size and estimated values.

III. Enviromental Specifications

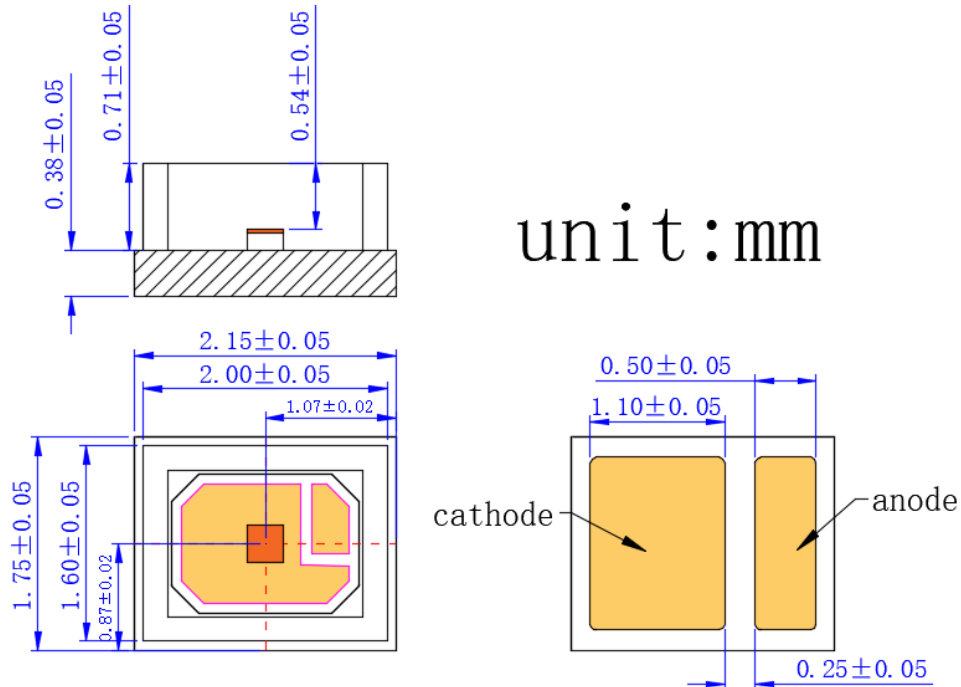
Parameter	Symbol	Min.	Typ.	Max.	Units	Ref.
Case Operating Temp	Top	-40	25	85	°C	-
Storage Temp	Tsto	-40	25	105	°C	-

IV. LIV Graph and Wavelength



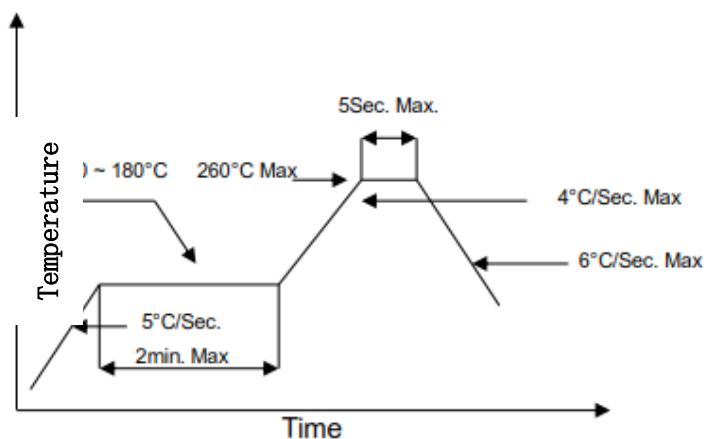
V. Mechanical Schematics

VD-0940P-060M-1A-01 (2016 packaging, unit: mm)



Note: There may be some changes between sample and drawing, thus the actual spec please refer to the sample that you received. And if any question please contact us.

VI. SMT reflow soldering curve



Note: Reflow soldering can be operated only one time. During the temperature ramp-up, no forces may be exerted on the VD which could deform or damage them. After soldering completed, please also do not process until the product temperature ramp down to room temperature.

VII. Treatment and protection measures

Soldering precautions

The temperature of soldering iron must be controlled under 300°C during manual soldering. Also, VCSEL can be only soldered one time with the soldering time less than 3s. but, it is very hard to control the soldering temperature and homogenize solder paste because of the smaller size of VCSEL. In addition, it is easy to damage VCSEL structure even causes VCSEL losing efficacy. So, we advise you to use re-flow soldering machine for operation.

Storage precautions

Our products were sealed by aluminum foil bag attaching packed desiccant, they are moisture proof and anti-static. please handle these gently to avoid damage. At the same time, please be ready for storage and take some moisture-proof measures to keep VCSEL away from dampness that may causes reliability failure.

Before opening, VCSEL must be saved for at least 90 days below 30°C with 60% RH.

After opening, VCSEL must be kept in an environment that temperature lower than 30°C and humidity lower than 60% RH and used up within 24 hours. When the storage humidity reaches and exceeds 60%, the products must be dehumidified at 60 °C for more than 24 hours before use.

Others

1. Please use solder paste to cure the laser diode.
2. Please make sure that the heat of VD has been completely conducted to metal shell, to avoid affecting the optical power output.
3. This VD can be only used in constant voltage and current.
4. Operating voltage and current, refer to the table in paragraph II.
5. Please do not aim the laser to people or animal.
6. You can observe the laser spot through an image monitoring equipment.
7. Please do not touch VD surface by naked hands or squeeze the sealant on VD surface, or it may cause wrong optical angle and distorted laser spot, even damage the VD.
8. Please use ceramic suction nozzle to suck on the VD, so as to avoid VD sticking to the nozzle.
9. Please add a 0.02 s blowing action after locating the laser diode to aluminum substrate.

VIII. Revision history

Revision	Date	Description
V.01	2020/2/25	The first official edition (A, Dec/19)

**Brightlaser reserves the right to make modification at any time due to improved design from time to time, the merit behind is in order to supply the best product possible.